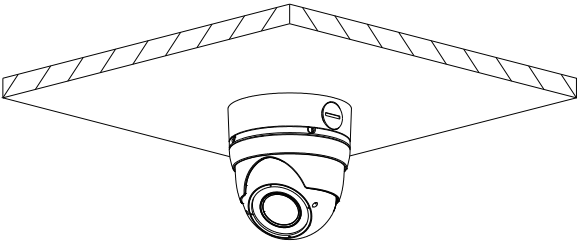
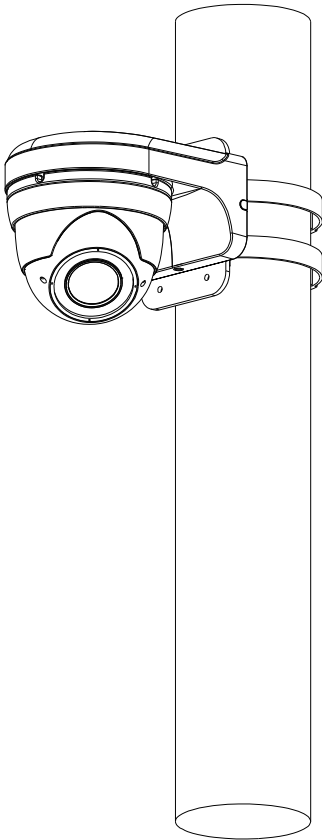
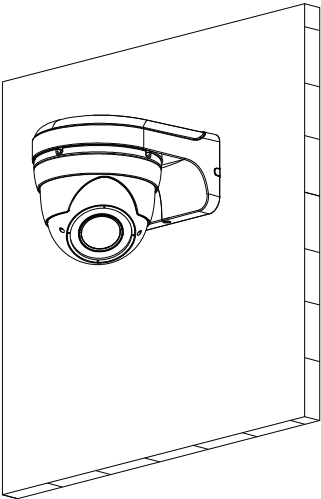


Junction Mount	Pole Mount
PFA13B	PFB204W + PFA152-E
 <p>A line drawing of a dome-shaped security camera (PFA13B) mounted on a ceiling. The camera is positioned in the center of a diamond-shaped area, with lines extending from its base to the corners of the diamond, representing the ceiling structure.</p>	 <p>A line drawing of a dome-shaped security camera (PFA152-E) mounted on a vertical pole using a bracket (PFB204W). The camera is shown in profile, facing left, and is secured to the pole with a strap-like bracket.</p>
Wall Mount	
PFB204W	
 <p>A line drawing of a dome-shaped security camera (PFA152-E) mounted on a wall using a bracket (PFB204W). The camera is shown in profile, facing left, and is secured to the wall with a bracket that has a hinged arm.</p>	